

CHELT WALK ST PETERS GATEWAY ALTERATION PROPOSALS

PROPOSAL KEY

New barrier construction 

Altering existing metalwork 

Surfacing work 

GATEWAY 1.

Alter this entrance to enable authorised vehicles, wheelchairs, mobility scooters, bicycles and pushchairs to access the park. The pedestrian access gap will be 1.2 metres wide.



GATEWAY 2

Alter the existing barrier to provide a 1.16 metre gap. Expose the existing tarmac path. Cut back vegetation.



GATEWAY 3

Fix the gates in an open position on both sides of the bridge




GATEWAY 4

Fix gates in an open position on both sides of the bridge




GATEWAY 5

Alter the existing barrier to provide a 1.2 metre gap. Install a ramp up to the kerb with a 1:12 gradient




GATEWAY 6

Alter the existing barrier to provide a 1.2 metre gap.



Internal barrier - Work carried out



GATEWAY 7

Alter the existing barrier to provide a 1.5 metre gap.



GATEWAY 8

Alter the existing barrier to provide a 1.24 metre gap.



GATEWAY 9

Alter the existing barrier to provide a 1 metre gap.

