

C. This drawing/disk and the works depicted are the copyright of Design Development Partnership Ltd and may not be reproduced or amended except by written permission. No liability will be accepted for amendments made by other persons.






All drawings and specification to be read in conjunction with Structural Engineer and other consultants drawings; all discrepancies should be reported to the architect.

Figured dimensions only are to be taken from this drawing

- Preliminary Comment Planning
- Tender Construction Record
- Legal

REVISIONS			
REV	DATE	DESCRIPTION	CHECKED BY
A	01-08-17	-REVISED PRESENTATION STYLE.	L.T



- ①  Stone Ply Architectural Stone Cladding Arabescato Marble
- ②  Kingspan XL Forté Symphony Cladding Goosewing Grey
- ③  Polyester Powder Coated Frames / Facias Anthracite Grey
- ④  Kingspan XL Forté Symphony Cladding Anthracite
- ⑤  Brise Soleil



CLIENT 

PROJECT Phase 2
Corinthian Park
Grovefield Way
Cheltenham

TITLE Office 3 Indicative Proposed Elevations

SCALE @ A2 1:200 DATE 11-05-17

DRAWING 178 - 95 REV A

DRAWN BY LT CHECKED BY DW

 **DESIGN DEVELOPMENT PARTNERSHIP**

ARCHITECTURE + PLANNING + PRINCIPAL DESIGNER

A: Reims House, 8 The Croft, Buntsford Drive, Bromsgrove, B60 4JE
T: 01527 571 765
F: 01527 878 207
E: mail@ddpdesign.co.uk
W: www.hintongroup.co.uk